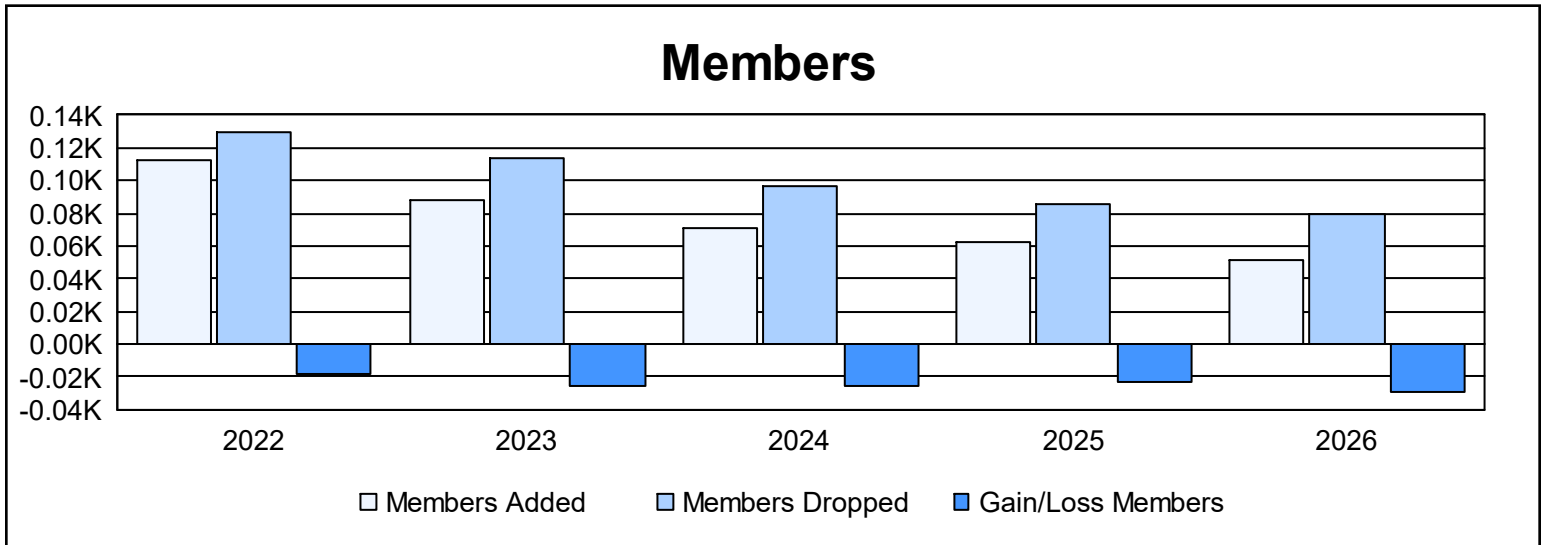
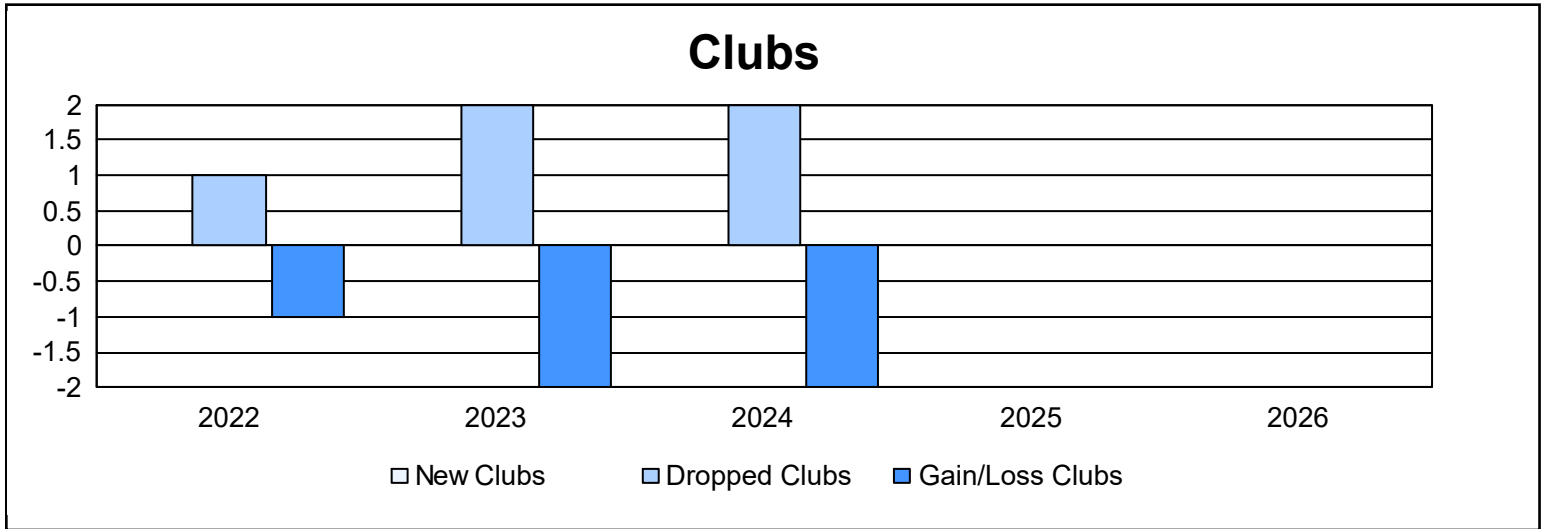
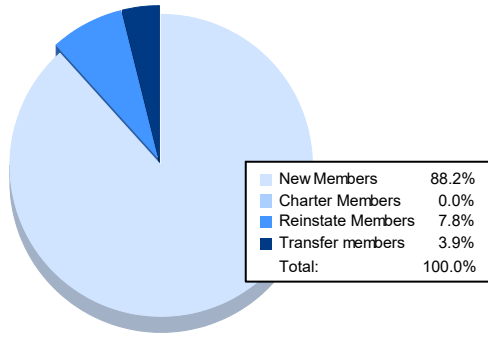


Year	New Clubs	Dropped Clubs	Gain/ Loss Clubs	New Members	Charter Members	Reinstate Members	Transfer Members	Total Member Added	Total Members Dropped	Gain/ Loss Members
2021-2022	0	1	-1	91	0	18	3	112	130	-18
2022-2023	0	2	-2	73	2	8	5	88	114	-26
2023-2024	0	2	-2	65	0	5	1	71	96	-25
2024-2025	0	0	0	52	0	6	4	62	85	-23
2025-2026	0	0	0	45	0	4	2	51	80	-29
<b>Average</b>	<b>0</b>	<b>1</b>	<b>-1</b>	<b>65</b>	<b>0</b>	<b>8</b>	<b>3</b>	<b>77</b>	<b>101</b>	<b>-24</b>



### Membership Composition April 2026 Cumulative



### Gender Composition April 2026 Cumulative

